



District Report Card: 2017


State: Rajasthan	District: Pratapgarh (raj.)
Class: 8	Subject: Mathematics
Schools: 49	Students: 1227


Participation/Coverage


Students

<div>GENDER</div> <div></div>	Boys				Girls			
	Number		%		Number		%	
	665		54.20		562		45.80	

<div>AREA</div> <div></div>	Rural				Urban			
	Number		%		Number		%	
	1189		96.90		38		3.10	

<div>CATEGORY</div> <div></div>	SC		ST		OBC		GEN	
	Number	%	Number	%	Number	%	Number	%
	88	7.17	921	75.06	170	13.85	48	3.91

<div>CWSN</div> <div></div>	LD	VI	HI	S&LD	ID	Oth
	3	7	2	1	1	0

<div>Management</div> <div></div>	Government		Government-aided	
	Number	%	Number	%
	1227	100.00	0	0.00

Average Performance of Students in Mathematics (%)

Overall	Gender		Area		Management		Social Group			
	Male	Female	Rural	Urban	Govt.	Aided	SC	ST	OBC	GEN
47.25	49.83	44.19	46.76	62.63	47.25	0.00	48.71	47.08	47.02	48.61

Performance on Learning Outcomes (LOs)

Learning Outcomes	Description	Average Performance(%)
M601	Solves problems involving large numbers by applying appropriate operations	42.93
M606	Solves problems on daily life situations involving addition and subtraction of fractions / decimals	54.08
M620	Finds out the perimeter and area of rectangular objects in the surroundings like floor of the class room, surfaces of a chalk box etc.	56.35
M621	Arranges given/collected information in the form of table, pictograph and bar graph and interprets them	55.91
M702	Interprets the division and multiplication of fractions	39.12
M705	Solves problems related to daily life situations involving rational numbers	47.84
M706	Uses exponential form of numbers to simplify problems involving multiplication and division of large numbers	40.26
M707	Adds/subtracts algebraic expressions	54.52
M710	Solves problems related to conversion of percentage to fraction and decimal and vice versa	49.68
M717	Finds out approximate area of closed shapes by using unit square grid/graph sheet	33.11
M719	Finds various representative values for simple data from her/his daily life contexts like mean, median and mode	52.02
M721	Interprets data using bar graph	61.02
M801	Generalizes properties of addition, subtraction, multiplication and division of rational numbers through patterns	39.46
M802	Finds rational numbers between two given rational numbers	49.52
M803	Proves divisibility rules of 2, 3, 4, 5, 6, 9 and 11	60.57
M804	Finds squares, cubes, square roots and cube roots of numbers using different methods	55.27
M808	Uses various algebraic identities in solving problems of daily life	33.87
M812	Verifies properties of parallelogram and establishes the relationship between them through reasoning	33.21
M818	Finds surface area and volume of cuboidal and cylindrical object	24.76
M819	Draws and interprets bar charts and pie charts	55.01

Range of Performance of Students who Answered Correctly							
Below 30%		30% - 50%		50% - 75%		Above 75%	
Number	%	Number	%	Number	%	Number	%
347	28.28	290	23.63	475	38.71	115	9.37

Lowest Performing Learning Outcomes (LOs)

- 1 - Finds surface area and volume of cuboidal and cylindrical object (24.76)
- 2 - Finds out approximate area of closed shapes by using unit square grid/graph sheet (33.11)
- 3 - Verifies properties of parallelogram and establishes the relationship between them through reasoning (33.21)

4 - Uses various algebraic identities in solving problems of daily life (33.87)

5 - Interprets the division and multiplication of fractions (39.12)